


Winning Machine





Strong, light aluminium handlebars

Brembo front master cylinder with adjustable lever position and braided steel brake hose.

New more comfortable seat with dual-stage foam.

New fuel tank with super-low center of gravity.

WHITE POWER 4054 upside down forks with new hydraulic anticavitation valve

New rear brake system with four-piston caliper and floating caliper mount.

New frame-lower seat height and narrower midsection.

New engine - MX 125 VC with POWER VALVE exhaust for high horsepower and maximum torque: 27,42 mm for 11250 RPM Maximum power: 37,5 CV for 11500 RPM

WHITE POWER super adjuster shock with adjustable compression and rebound damping.

Front disc brake with four-piston caliper and floating rotor mounts.

125 MX Valve Control

Total Efficiency

100% New.

New engine with high-efficiency POWER VALVE, new frame geometry for a lower and narrower machine-first class components such as WHITE POWER 4054 upside down forks, WHITE POWER "super adjuster" rear shock with both compression and rebound adjustments, and front and rear four-piston disc brakes with a full-floating rear caliper mount.

This new engine is ultra powerful throughout the RPM range. Offering superb handling as well, this new 125 MX is the ultimate machine for professional and amateur riders.



Mini Cross



50 MX



80 MX Super Mini

Grand prix performance
for mini-class riders.

KTM now provides all of its
professional racing experience
for the benefit of the amateur
mini-racer.

It is now possible for up-and-
coming MX stars to win with
professional machinery.

80 MX Big Wheel





250 MX

Valve Control

Top

The motocross hit:

This new 250 engine with DIGITAL CONTROL ignition and VALVE CONTROL

exhaust porting is more than impressive.

Explosive in the low RPM range, progressive in the midrange, and super

powerful at the top. Managing 100% of all. This power is no problem, thanks to the brand-new high quality chassis.

500 MX

Macho



Fifty-nine horsepower in an extremely rideable powerband, thanks to a new cylinder and exhaust system. A brand-new frame with excellent geometry makes handling all the horsepower as simple as play.

With power 4054 forks with hydraulic anti-cavitation VALVE-WITHE POWER super adjuster shock-both disc brake systems with four-piston

calipers, with fully floating rear caliper mount. All this and the most horsepower in its class, make the 500 MX a "works" machine for the amateur or professional rider.




250 MX

Valve Control



New radiators with reinforced rubber mounts and new plastic rock protectors.





Computer programmed "DIGITAL CONTROL" ignition system.

New rear brake pedal and new rear master cylinder with integral fluid reservoir.

New airbox, with side intake as well as rear intake.

Front disc brake with four-piston caliper and floating rotor mounts.



KTM "valve control" POWER VALVE
maximum output:
Maximum torque:
42,6 mm for 7800 RPM
Maximum Power:
48 CV for 8300 RPM

New clutch with organic plates and easier lever action.



TECHNICAL DATA

1987

	50 MX	80 MX Super Mini	80 MX Big Wheel	125 MX - VC	250 MX - VC	500 MX
Engin	Water cooled single cylinder 2 stroke					
Cylinder	NIKASIL					
Control mechanisme				Power exhaust port		
Bore/Stroke	39.5/40	46.5/46	48/46	54/54	67.5/69	75/78
Piston	Forged piston					
Compression	10.5 : 1	15.6 : 1		15 : 1		7.5 : 1
Ignition	MOTOPLAT with eletronic modul				SEM DIGITAL CONTROL	MOTOPLAT 9600176-1
Transmission	6 gears	6 gears	6 gears	6 gears	5 gears	4 (or 5) gears
Primary ratio	23 : 75			18 : 61	29 : 70	29 : 76
Final drive ratio	14 : 52		14 : 62	16 : 62	13 : 52	14 : 50
Clutch	Organic disc oil bath clutch					
Chain	1/2 × 5/16"			5/8 × 1/4"		
Spark plug	NGK B9 EG	BOSCH WO 7 CS			NGK B9 EG	BOSCH W2 CC
Tank capacity	5 L			8 L	9 L	
Carburettor	BING Ø 21 mm	DELL' ORTO PHBH 28	DELL' ORTO PHSB 35	DELL' ORTO PHSB 35 MS	DELL' ORTO PHBEQD	BING 55/38/101
Frame	Central chromium molybdenum steel tubular frame with resigned frame geometry					
Fork	MARZOCCHI	WHITE POWER "Upside Down"	MARZOCCHI P 38 FD	WHITE POWER "Upside Down"		
Front fork travel	240 mm	270 mm		300mm		
Front tyres	PIRELLI 2.75 × 17"		PIRELLI 3.00 × 21"	3.00 × 21"		
Front rim	1.40 × 17"		1.60 × 21"			
Brake front	Disc brake - Ø 200 mm			Disc brake with 4 pistons caliper - Ø 240 mm		
Shock absorber	WHITE POWER "Super Adjuster"					
Rear shock travel	250 mm	300 mm	320 mm	330 mm	340 mm	
Rear tyres	PIRELLI 4.10 × 14"		PIRELLI 110/90 - 18	4.25 × 18"	4.60 × 18"	5.10 × 18"
Rear rim	1.60 × 14"		1.85 × 18"		2.15 × 18"	2.50 × 18"
Brake rear	Inside shoe brake - Ø 100 mm			Disc brake with 4 pistons caliper - Ø 200 mm		
Seat height	780 mm	830 mm	920 mm	955 mm	970 mm	
Wheel base	1 210 mm	1 240 mm	1 350 mm	1 430 mm	1 475 mm	1 485 mm
Total lenght	1 760 mm		2 030 mm	2 120 mm	2 165 mm	2 190 mm
Ground clearance	320 mm	340 mm	380 mm		385 mm	395 mm
Dry weight	130 lbs (59 kg)	135 lbs (61 kg)	160 lbs (73 kg)	193 lbs (88 kg)	215 lbs (98 kg)	224 lbs (102 kg)

