

TT225/TT350



*Rising-rate Monoshock suspension uses a gas/oil shock and aluminum swingarm. Swingarm features "open" rear ends for easier chain/wheel servicing.*

*Fender-mounted bag is perfect for carrying tools or parts or sandwiches or whatever.*

*Both the front and rear wheels have lightweight hubs.*


*The 350 utilizes an air scoop to direct cool air onto the magnesium-alloy cylinder head cover.*

*Convenient trip meter can be reset digit by digit.*

*Twelve-volt AC lighting system with 55W halogen headlight is as bright as it is reliable.*

*Newly-designed single downtube cradle frame is constructed of thin wall, high-tensile steel. Wheelbase is 56.7 inches.*


*The TT350 engine drives through a six-speed transmission.*




*The Yamaha Dual Intake System provides excellent torque and response.*



*Beefy 41mm front forks on the TT350 resist flex for excellent stability.*



*230mm front disc brake features covers to help keep mud and water off.*



*The TT350's diamond frame features extra heavy gusseting.*

# Climb every mountain.

The Yamaha TT350 has what it takes to climb above and beyond the call of duty. Thanks to a DOHC four-stroke, single, with four valves per cylinder, Yamaha's Capacitor Discharge Ignition and loads of bottom-end torque.

Of course muscle is useless if you can't handle it. So the TT350 rides on long-travel, air-adjustable front forks

and a long-travel gas/oil Monocross shock with rising-rate springing at the rear. And bringing things to a halt is easy and efficient, courtesy of a hydraulic front disc brake with a lightweight cross-drilled rotor.

And the TT350 comes with those little performance touches that separate Yamahas from ordinary motorcycles. Like a scoop to direct cool air on to the cylinder head. Aluminum rims. And gear-driven counterbalancers to make

things run smoothly for both man and machine.

All of that and more.

Now, the next time you're wondering exactly what it's going to take to get through that brush and over those mountains, you'll find Yamaha has the answer.

And its initials are TT.

*Handy bag is perfect for carrying tools or maps or sandwiches or whatever.*

*Lightweight aluminum wheels are used both front and rear. The front knobby tire measures 2.75-21, the rear is 3.50-18.*

*Even the seat plays a role in the TT225's performance story. Its height is up to 50mm lower than any other bike in its class. Hence: better maneuverability.*

*Air scoops not only improve the way the engine looks, they improve the way it performs by directing cool air onto the cylinder head.*


*A convenient trip meter allows you to reset mileage – digit by digit.*

*The single downtube "diamond" frame is constructed of high-tensile steel for good strength and rigidity.*


*Air-assisted front forks use heavy duty 36mm stanchions for added rigidity. Travel is 240mm.*

*Close-ratio transmission has six speeds. Final drive is by sealed O-ring chain.*


*The front brake is strong and predictable courtesy of a 220mm disc using a single-piston caliper and metallic pads.*




*Monocross suspension helps maintain control over large bumps.*



*Engine guard helps keep the TT225's engine out of harm's way.*



*A compression release makes it easier to kick-start the engine.*



*SOHC engine is designed for performance, and low maintenance.*

# If you're on your way to the top, start here.

Every serious dirt rider wants to start on a serious dirt bike. And the best place to start is the seat of a Yamaha TT225.

At only 216 pounds, it's light enough for just about anyone. But then with a powerful 223cc single cylinder engine, it's also strong enough to handle just about anything.


Speaking of handling, the TT225 rides on long-travel, air-adjustable front forks and a long-travel Monocross shock with progressive-rate springing at the rear. And slowing things down is efficient, courtesy of a hydraulic front disc brake with a lightweight cross-drilled rotor.

Of course, the TT225 comes with those little performance touches that separate Yamahas from ordinary

motorcycles. Like a scoop to direct cool air on to the cylinder head. Aluminum rims. Gear-driven counterbalancers to make things run smoothly for both man and machine. And a compression release for easy starts.

Actually, the TT225 is only one thing.

A serious dirt bike.



*YPDI off-road apparel provides outstanding wear and good looks.*

## TT225

### ENGINE

Type ..... 4-Stroke, SOHC, Single  
Displacement ..... 223cc  
Bore and Stroke ..... 70 × 58mm  
Compression Ratio ..... 9.5:1  
Maximum Torque ..... 15.2ft-lbs (2.1kg-m)  
@ 7,000rpm

Carburetion ..... TK Y26P  
Ignition ..... Capacitor Discharge  
Starting ..... Kick  
Lubrication ..... Wet Sump  
Oil Capacity ..... 1.4qts (1.3ℓ)  
Transmission ..... 6-Speed

### CHASSIS

Overall Length ..... 82.5" (2,095mm)  
Overall Width ..... 34.1" (865mm)  
Overall Height ..... 47.2" (1,200mm)  
Wheelbase ..... 53.5" (1,360mm)  
Ground Clearance ..... 11.0" (280mm)  
Seat Height ..... 33.7" (855mm)  
Dry Weight ..... 216lbs (98kg)  
Fuel Tank Capacity ..... 2.1gals (8.0ℓ)  
Suspension

Front ..... Telescopic Fork  
Rear ..... Swingarm with Monocross

### Brakes

Front ..... Single Disc  
Rear ..... Drum

### Tires

Front ..... 2.75—21  
Rear ..... 3.50—18

Coloring ..... White

Specifications subject to change without notice.

## TT350

### ENGINE

Type ..... 4-Stroke, DOHC, Single  
Displacement ..... 346cc  
Bore and Stroke ..... 86.0 × 59.6mm  
Compression Ratio ..... 9.0:1  
Maximum Torque ..... 24.8ft-lbs (3.43kg-m)  
@ 6,000rpm

Carburetion ..... TK Y24PV  
Ignition ..... Capacitor Discharge  
Starting ..... Kick  
Lubrication ..... Wet Sump  
Oil Capacity ..... 1.7qts (1.6ℓ)  
Transmission ..... 6-Speed

### CHASSIS

Overall Length ..... 85.6" (2,175mm)  
Overall Width ..... 34.3" (870mm)  
Overall Height ..... 48.6" (1,235mm)  
Wheelbase ..... 56.7" (1,440mm)  
Ground Clearance ..... 12.2" (310mm)  
Seat Height ..... 36.2" (920mm)  
Dry Weight ..... 247lbs (112kg)  
Fuel Tank Capacity ..... 2.51gals (9.5ℓ)  
Suspension

Front ..... Telescopic Fork  
Rear ..... Swingarm with Monocross

### Brakes

Front ..... Single Disc  
Rear ..... Drum

### Tires

Front ..... 80/100—21  
Rear ..... 100/100—18

Coloring ..... White



*YPDI helmets, goggles and gloves. Don't leave home without them.*

# YAMAHA

We make the difference.™

90-day limited warranty. Warranty terms are limited. See your Yamaha dealer for details. Dress properly for your ride with a helmet, eye protection, long sleeved shirt, long trousers, gloves and boots. Designed for off-road, operator use only. Yamaha and the Motorcycle Safety Foundation encourage you to ride safely and respect the environment. For further information regarding the MSF rider course please call 1-800-447-4700. Do not drink and drive. It is illegal and dangerous.